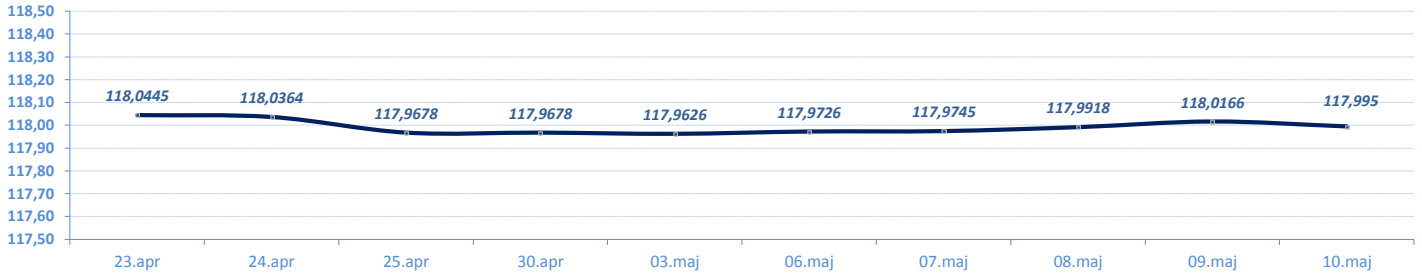


VESTI / NEWS

- **SREDNJI KURS EUR/RSD**: Dinar ojačao u odnosu na evro za 0,0216 dinara, srednji kurs 117,995. Obim međubankarske trgovine evrom na dan 9. maj do 12:30h iznosio je 5 miliona evra. NBS nije intervenisala na međubankarskom tržištu (od početka godine ukupno prodala 130 miliona evra i kupila 240 miliona evra).
- **BEOGRADSKA BERZA**: Indeksi zabeležili pad vrednosti, BELEX15 niži za 0,19 odsto, BELEXline za 0,13 odsto. Promet veći u odnosu na prethodni dan, na regulisanom tržištu najviše trgovano akcijama NIS-a, Rimex-a, Komercijalne banke, Impol Sevala i Messer Tehnogasa.

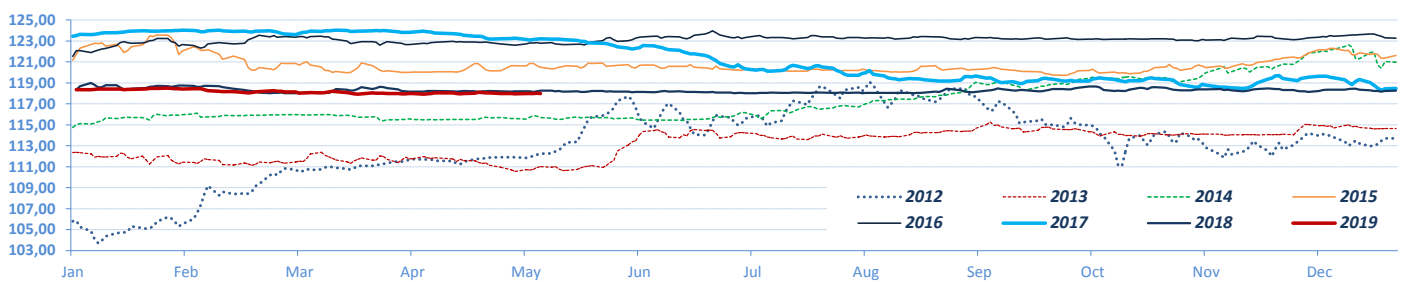
DEVIZNO TRŽIŠTE / FX MARKET

EUR / RSD (Srednji kurs / Official Middle Rate) ► 10 dana / 10 days

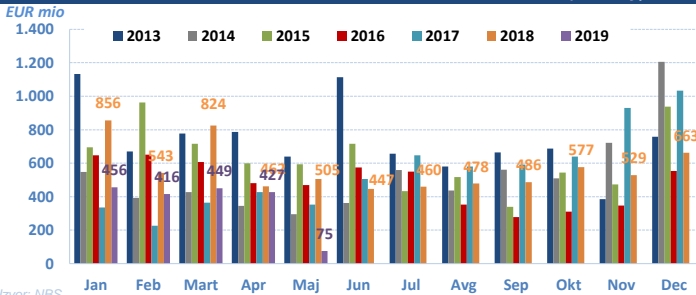


Izvor/Source: NBS

EUR / RSD (Srednji kurs/ Official middle rate) ► Jan -

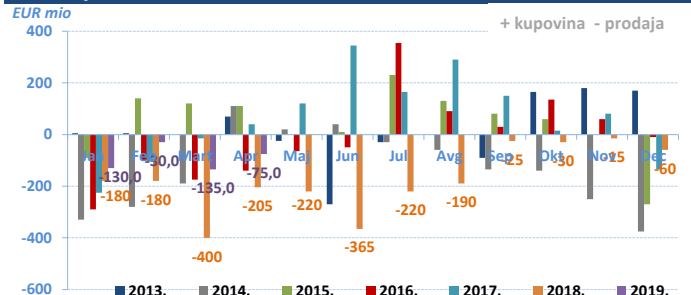


Promet na međubankarskom tržištu / Volumes on FX Interbank market (eur only)

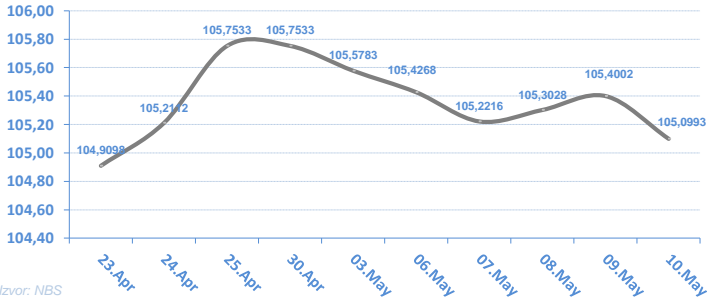


Izvor: NBS

Intervencije NBS na deviznom tržištu / NBS Interventions on FX interbank market

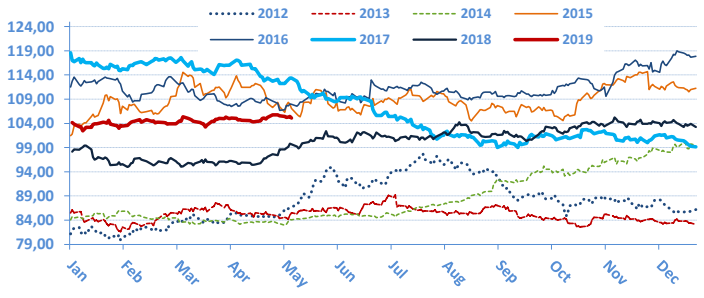


USD / RSD (Srednji kurs / Official middle rate) ► 10 dana / 10 days



Izvor: NBS

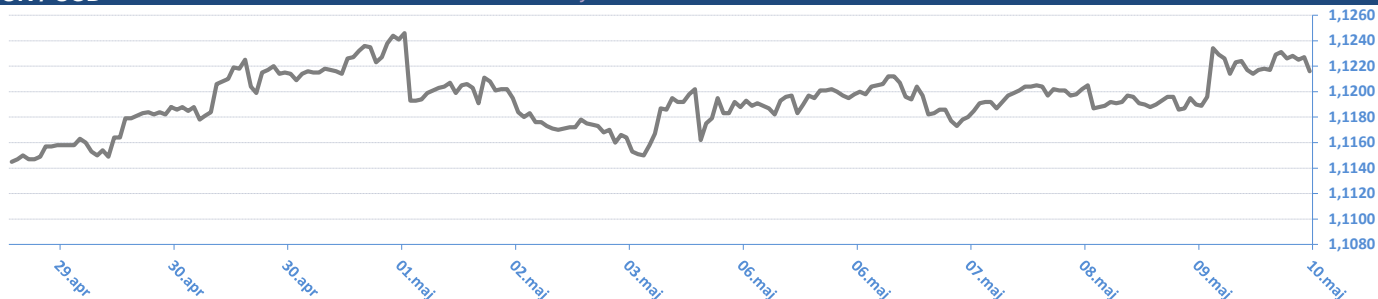
USD / RSD (Srednji kurs / Official middle rate) ► Jan -



Monthly change	EUR/RSD	%	USD/RSD	%	Yearly change	EUR/RSD	%	USD/RSD	%
01.04.19	117,9759	-0,13%	104,9794	1,06%	10.05.19	117,9950	-0,29%	105,0993	7,09%
01.03.19	118,1291	-0,25%	103,8772	0,32%	03.01.19	118,3439	0,00%	104,1851	6,16%
01.02.19	118,4266	0,07%	103,5469	-0,61%	03.01.18	118,3431	-4,14%	98,1367	-17,25%
03.01.19	118,3439	0,10%	104,1851	0,14%	04.01.17	123,4512	1,59%	118,6004	6,34%
03.12.18	118,2313	-0,06%	104,0402	-0,27%	04.01.16	121,5145	0,30%	111,5324	9,90%
01.11.18	118,2984	-0,07%	104,3196	2,19%	05.01.15	121,1543	5,58%	101,4863	20,72%
01.10.18	118,3868	0,19%	102,0840	0,29%	03.01.14	114,7559	2,14%	84,0641	-1,67%
03.09.18	118,1567	0,08%	101,7890	0,71%	03.01.13	112,3495	6,20%	85,4889	5,32%
01.08.18	118,0618	0,04%	101,0717	-0,27%	04.01.12	105,7880	-0,21%	81,1693	2,16%
02.07.18	118,0142	-0,12%	101,3432	0,06%	04.01.11	106,0156	10,47%	79,4541	18,48%
01.06.18	118,1616	-0,02%	101,2785	2,74%	04.01.10	95,9679	7,17%	67,0635	4,25%
03.05.18	118,1901	-0,04%	98,5821	-1,41%	05.01.09	89,5436	12,27%	64,3273	18,68%
02.04.18	118,2345		99,9937		03.01.08	79,7577		54,2016	

EUR / USD

► 10 dana / 10 days

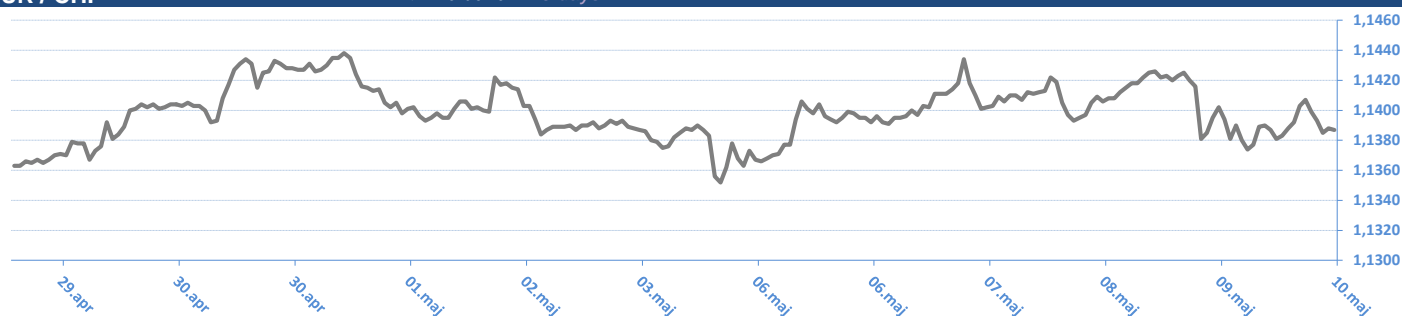


EUR / USD



EUR / CHF

► 10 dana / 10 days



EUR / CHF



Izvor / Source: Reuters

10.05.2019 08:51:10

EUR / XX

Valutni par / CCY pair	Kupovni/BID	Prodajni/ASK
EUR/USD	1,1218	1,1223
EUR/JPY	123,1800	123,2300
EUR/GBP	0,8629	0,8633
EUR/CHF	1,1389	1,1391
EUR/DKK	7,4661	7,4666
EUR/NOK	9,8390	9,8435
EUR/SEK	10,8257	10,8285
EUR/CAD	1,5109	1,5110
EUR/AUD	1,6035	1,6047
EUR/HUF	324,1700	324,2500
EUR/CZK	25,7330	25,7430
EUR/PLN	4,2982	4,3012
EUR/HRK	7,4060	7,4110
EUR/RUB	73,2316	73,2406
EUR/NZD	1,7022	1,7027

USD / XX

Valutni par / CCY pair	Kupovni/BID	Prodajni/ASK
USD/EUR	0,8910	0,8910
USD/JPY	109,7900	109,8200
USD/GBP	0,7691	0,7693
USD/CHF	1,0150	1,0154
USD/DKK	6,6540	6,6551
USD/NOK	8,7712	8,7721
USD/SEK	9,6492	9,6521
USD/CAD	1,3464	1,3468
USD/AUD	1,4296	1,4300
USD/HUF	288,8000	289,1000
USD/CZK	22,9370	22,9470
USD/SKK	21,5460	21,6000
USD/PLN	3,8318	3,8333
USD/HRK	6,6025	6,6075
USD/RUB	65,2449	65,3069
USD/NZD	1,5175	1,5177

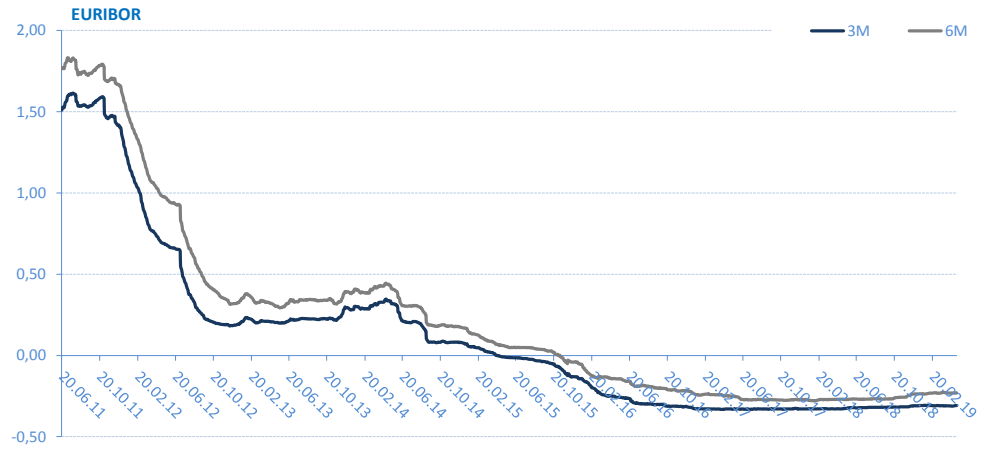
* Međunarodno devizno međubankarsko tržište / International FX Interbank Market

Izvor / Source: Reuters

EURIBOR

SW	-0,381
1M	-0,366
3M	-0,308
6M	-0,231
1Y	-0,118

* Izvor: Reuters; Objavljeno prethodnog radnog dana



Kamatne stope Centralnih Banaka

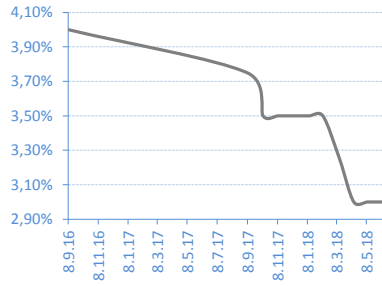
Interest rates of Central banks

CB	Kamatna stopa/Interest rate
USD	2,50
EUR	0,00
GBP	0,75
CAD	1,75
AUD	1,50
JPY	0,10

* Izvor: Reuters; Objavljeno prethodnog radnog dana

REFERENTNA KAMATNA STOPA NBS / NBS Key Policy Rates

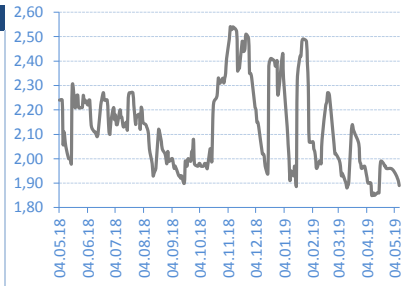
Date	Rate	Change (%)
08.06.18	3,00%	0,00%
10.05.18	3,00%	0,00%
12.04.18	3,00%	-7,69%
14.03.18	3,25%	-7,14%
08.02.18	3,50%	0,00%
11.01.18	3,50%	0,00%
07.12.17	3,50%	0,00%
09.11.17	3,50%	0,00%
09.10.17	3,50%	-6,67%
07.09.17	3,75%	



* Izvor/Source: NBS

BEONIA

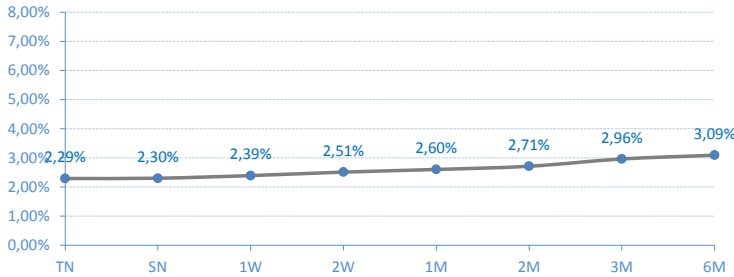
Date	Rate	Change (%)
09.05.19	1,89%	-1,05%
08.05.19	1,91%	-0,52%
07.05.19	1,92%	-0,52%
06.05.19	1,93%	-1,03%
03.05.19	1,95%	-0,51%
30.04.19	1,96%	0,00%
25.04.19	1,96%	-0,51%
24.04.19	1,97%	0,00%
23.04.19	1,97%	-0,51%
22.04.19	1,98%	



* Izvor/Source: Reuters; Objavljeno prethodnog radnog dana / Published on previous working day

Kamatne stope/Prinos na tržištu / Market Interest Rates

Belibor



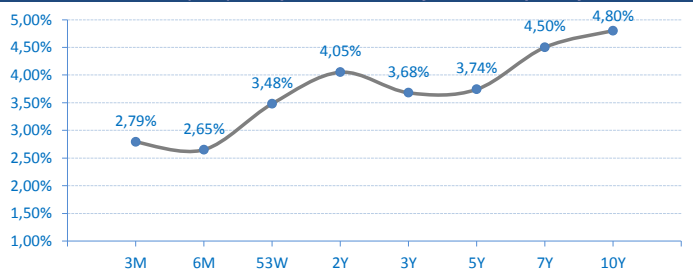
Državne HOV Republike Srbije u Evrima - prinosi sa poslednje aukcije

Government bonds (EUR) of Republic of Serbia - yield on last primary auction



Državne HOV Republike Srbije u Dinarima - prinosi sa poslednje aukcije

Government bonds (RSD) of Republic of Serbia - yield on last primary auction



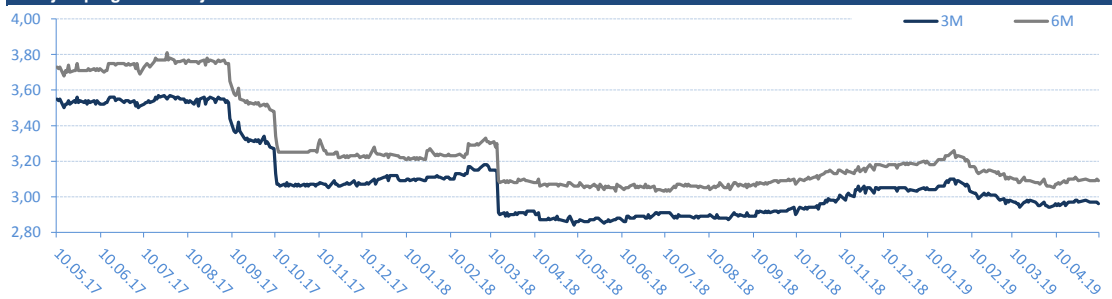
BELIBOR

Trenutne stope / Current rates

TN	2,29%
SN	2,30%
1W	2,39%
2W	2,51%
1M	2,60%
2M	2,71%
3M	2,96%
6M	3,09%

* Izvor/Source: Reuters; Objavljeno prethodnog radnog dana / Published on previous working day

Istorijski pregled kretanja 6M i 3M Belibor-a / Historical overview of 6M and 3M Belibor rates



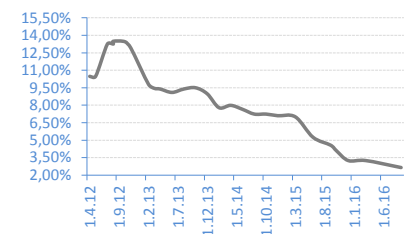
T-BILLS 3M - RSD

Date	Rate	Realisation
14.01.16	2,79%	100,00%
05.11.15	2,94%	100,00%
15.10.15	3,00%	92,18%
06.08.15	4,40%	96,26%
16.07.15	4,79%	98,47%
07.05.15	5,63%	92,92%
16.04.15	6,45%	100,00%
05.02.15	6,95%	45,05%



T-BILLS 6M - RSD

Date	Rate	Realisation
01.09.16	2,65%	23,03%
03.03.16	3,25%	96,46%
03.12.15	3,25%	97,22%
08.10.15	4,09%	100,00%
03.09.15	4,57%	87,90%
04.06.15	5,25%	93,30%
05.03.15	7,00%	21,33%
04.12.14	7,10%	100,00%



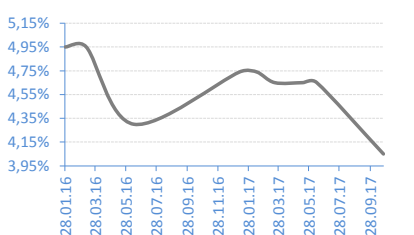
T-BILLS 53W - RSD

Date	Rate	Realisation
06.02.17	3,48%	17,91%
21.12.16	3,49%	32,22%
15.11.16	3,57%	45,64%
28.09.16	3,58%	52,92%
27.07.16	3,59%	49,07%
07.06.16	4,01%	78,06%
15.03.16	4,01%	16,73%
02.02.16	4,09%	63,42%



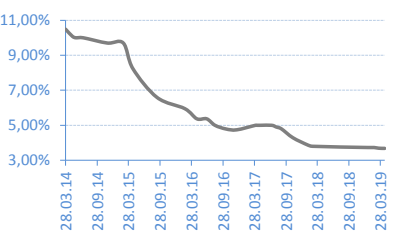
G-BONDS 2Y - RSD

Date	Rate	Realisation
24.10.17	4,05%	116,30%
13.06.17	4,65%	51,56%
16.05.17	4,65%	43,95%
21.03.17	4,65%	100,00%
13.02.17	4,74%	78,80%
10.01.17	4,74%	23,25%
13.06.16	4,30%	95,67%
10.03.16	4,95%	56,41%



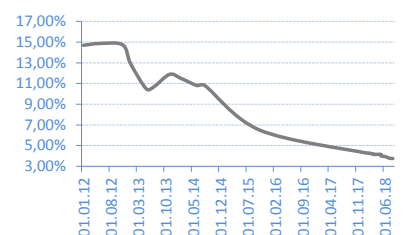
G-BONDS 3Y - RSD

Date	Rate	Realisation
23.04.19	3,68%	88,70%
19.03.19	3,69%	112,71%
20.02.19	3,73%	120,53%
15.01.19	3,73%	60,94%
28.02.18	3,80%	100,00%
30.01.18	3,88%	34,77%
06.11.17	4,29%	97,97%
31.08.17	4,80%	100,00%



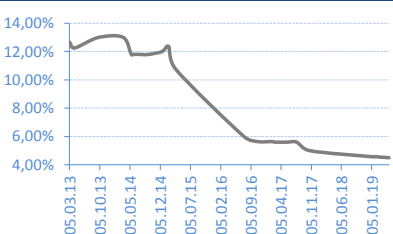
G-BONDS 5Y - RSD

Date	Rate	Realisation
11.09.18	3,74%	98,60%
14.08.18	3,75%	65,62%
17.07.18	3,80%	40,58%
05.06.18	3,95%	35,67%
22.05.18	3,99%	26,18%
08.05.18	4,15%	97,00%
24.04.18	4,15%	52,31%
10.04.18	4,15%	32,63%



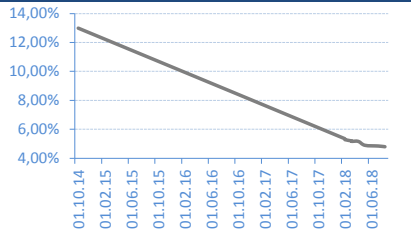
G-BONDS 7Y - RSD

Date	Rate	Realisation
07.05.19	4,50%	134,27%
10.04.19	4,52%	75,42%
05.03.19	4,54%	58,46%
12.02.19	4,57%	34,68%
30.01.19	4,57%	30,41%
09.01.19	4,57%	52,59%
23.10.17	5,00%	100,00%
25.07.17	5,60%	37,14%



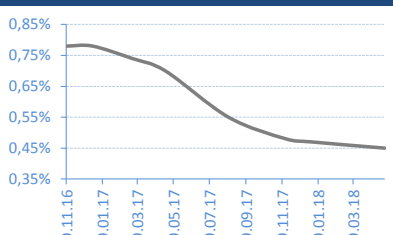
G-BONDS 10Y - RSD

Date	Rate	Realisation
07.08.18	4,80%	26,87%
10.07.18	4,85%	36,97%
15.05.18	4,90%	96,72%
03.04.18	5,17%	26,55%
20.03.18	5,17%	83,61%
06.03.18	5,20%	203,57%



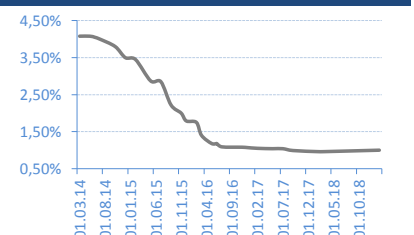
T-BILLS 53W - EUR

Date	Rate	Realisation
21.05.18	0,45%	100,00%
18.01.18	0,47%	98,00%
05.12.17	0,48%	100,00%
30.08.17	0,55%	50,00%
15.05.17	0,70%	91,30%
20.03.17	0,74%	60,00%
12.01.17	0,78%	46,20%
29.11.16	0,78%	100,00%



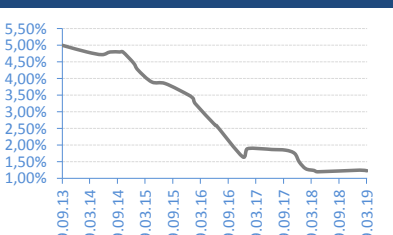
G-BONDS 2Y - EUR

Date	Rate	Realisation
19.02.19	1,00%	142,00%
22.03.18	0,96%	25,62%
01.02.18	0,96%	52,00%
14.09.17	0,99%	53,60%
12.07.17	1,04%	16,80%
23.05.17	1,04%	99,00%
14.02.17	1,05%	95,35%
06.12.16	1,07%	66,00%



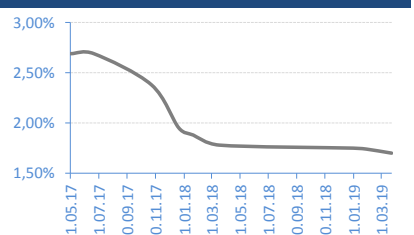
G-BONDS 3Y - EUR

Date	Rate	Realisation
12.03.19	1,23%	50,04%
23.01.19	1,25%	32,10%
20.04.18	1,20%	35,96%
28.03.18	1,24%	99,29%
02.02.18	1,29%	100,00%
21.12.17	1,49%	100,00%
20.11.17	1,75%	49,70%
21.09.17	1,85%	100,00%



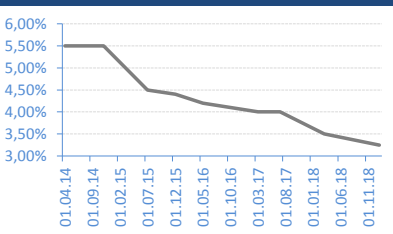
G-BONDS 5Y - EUR

Date	Rate	Realisation
22.04.19	1,70%	19,90%
27.02.19	1,74%	37,84%
29.01.19	1,75%	41,25%
16.04.18	1,78%	52,41%
19.02.18	1,88%	79,99%
19.01.18	1,95%	80,28%
21.11.17	2,38%	100,00%
20.07.17	2,69%	100,00%



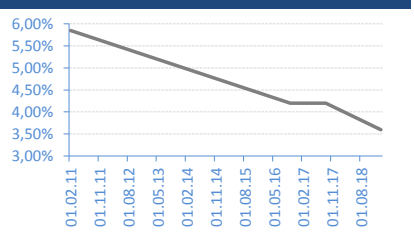
G-BONDS 10Y - EUR

Date	Rate	Realisation
16.01.19	3,25%	139,40%
26.03.18	3,50%	86,85%
13.07.17	4,00%	42,95%
15.03.17	4,00%	65,60%
25.05.16	4,20%	96,00%
04.12.15	4,40%	100,00%
28.07.15	4,50%	76,77%
19.11.14	5,50%	100,00%



G-BONDS 15Y - EUR

Date	Rate	Realisation
06.02.19	3,60%	100,00%
06.09.17	4,20%	70,13%
19.10.16	4,20%	100,00%



AKCIJE / Shares - REGULISANO TRŽIŠTE / REGULATED MARKET

Najtrgovanije HOV / Most Active

	Symbol	Closing price	% Change	Open	Max	Min	No of Trades	Volume	Volume RSD
NIS a.d. Novi Sad	NIIS	729	0,00%	727	730	725	117	3.043	2.218.261
Rimex a.d. Beograd	RMKS	2.800	0,00%	2.800	2.800	2.800	2	236	660.800
Komercijalna banka a.d. Beograd	KMBNPB	1.177	-8,05%	1.165	1.200	1.165	4	317	373.150
Impol Seval a.d. Sevojino	IMPL	3.200	2,53%	3.200	3.200	3.200	1	26	83.200
Messer Tehnogas a.d. Beograd	TGAS	11.500	-0,77%	11.501	11.501	11.500	2	6	69.002

Dobitnici / Gainers

	Symbol	Closing price	% Change	Open	Max	Min	No of Trades	Volume	Volume RSD
Impol Seval a.d. Sevojino	IMPL	3.200	2,53%	3.200	3.200	3.200	1	26	83.200

Gubitnici / Decliners

	Symbol	Closing price	% Change	Open	Max	Min	No of Trades	Volume	Volume RSD
Progres u restrukturiranju a.d. Beograd	PRGS	56	-28,21%	56	56	56	1	250	14.000
Komercijalna banka a.d. Beograd	KMBNPB	1.177	-8,05%	1.165	1.200	1.165	4	317	373.150
Aerodrom Nikola Tesla a.d. Beograd	AERO	791	-1,13%	790	795	790	8	8	6.325
Messer Tehnogas a.d. Beograd	TGAS	11.500	-0,77%	11.501	11.501	11.500	2	6	69.002

AKCIJE / SHARES - MTP

Najtrgovanije HOV / Most Active

	Symbol	Closing price	% Change	Bid (Volume)	Ask (Volume)	No of Trades	Volume	Volume RSD
BAS a.d. Beograd	BASB	700	0,00%	700	700	700	3	242
Gosa montaza a.d. Velika Plana	GMON	1.989	9,23%	2000	1920	1989	2	232
Milan Blagojevic a.d. Smederevo	MBLS	3.900	-35,00%	3900	3900	3900	3	203
Putevi a.d. Uzice	PUUE	221	10,50%	230	195	221	4	150
Rudo a.d. Beograd	RUDO	149	0,00%	149	149	149	1	75

Dobitnici / Gainers

	Symbol	Closing price	% Change	Bid (Volume)	Ask (Volume)	No of Trades	Volume	Volume RSD
Putevi a.d. Uzice	PUUE	221	10,50%	230	195	221	4	150
Gosa montaza a.d. Velika Plana	GMON	1.989	9,23%	2000	1920	1989	2	232
Intereuropa - logistické usluge a.d. Dobanovci	INEU	32.600	1,81%	32600	32600	32600	1	18
Centroprojekt arhitektura inst. i konst. a.d. Beograd	CERO	1.005	0,30%	1007	1002	1005	2	29
Trgopromet a.d. Subotica	TRGOM	951	0,11%	951	951	951	1	5

Gubitnici / Decliners

	Symbol	Closing price	% Change	Bid (Volume)	Ask (Volume)	No of Trades	Volume	Volume RSD
Milan Blagojevic a.d. Smederevo	MBLS	3900	-35,00%	3900	3900	3900	3	203
STUP Vrsac a.d. Vrsac	STUP	5906	-9,14%	5906	5906	5906	2	28
Tehnohemija u restrukturiranju a.d. Beograd	THHM	227	-0,44%	227	227	227	2	50

Kontakt / Contacts:

Srđan Tomašević

srđjan.tomasevic@erstebank.rs

Trgovanje / Trading

011/220 9116

Aleksandar Zarić

aleksandar.zaric@erstebank.rs

Prodaja / Sales

011/220 9198

Aleksandra Parčetić

aleksandra.parcetic@erstebank.rs

Brokersko poslovanje / Brokerage

011/220 9159

Vladimir Vulević

vladimir.vulevic@erstebank.rs

Podrška i Razvoj / Support and Development

011 / 201 50 50

Nenad Đurović

nenad.djurovic@erstebank.rs

Trgovanje / Trading

011/ 220 9115

Dušan Stević

dusan.stevic@erstebank.rs

Prodaja / Sales

011/220 9118

Danijela Stojanović

danijela.stojanovic@erstebank.rs

Prodaja / Sales

011/ 220 9132

Marija Đorđević

marija.djordjevic@erstebank.rs

Brokersko poslovanje / Brokerage

011/220 9110

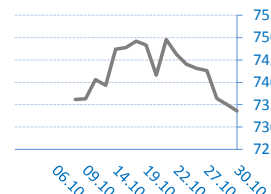
Izveštaj sačinio / Prepared by: Sektor sredstava / Treasury division

Informacije i cene iz ovog pregleda dobijene su iz izvora za koje verujemo da su pouzdani ali ne garantujemo njihovu tačnost i potpunost. Navedene informacije su važeće samo u trenutku njihovog sastavljanja a objavljuju se u čiju opšteg informisanja, pri čemu ne predstavljaju bilo kakav oblik investicionog saveta niti preporuke za investiranje niti na bilo koji način obavezuju Erste Bank ad Novi Sad u pogledu odgovornosti za štetu nastalu upotrebom informacija iz ovog pregleda.

The information and prices in this review are obtained from sources that we believe are reliable, but we do not guarantee their accuracy and completeness. The mentioned information is valid only at the time of their compilation and are published in the general information, whereby they do not represent any form of investment advice or recommendations for investing or in any way obligate Erste Bank ad Novi Sad in respect of liability for damages arising from the use of information referred to in of this review.

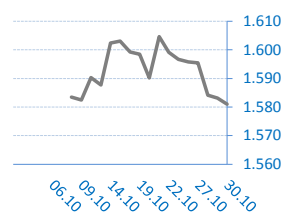
BELEX15

Vrednost / Value	733,61
Promena / Change	-1,42
%	-0,19%



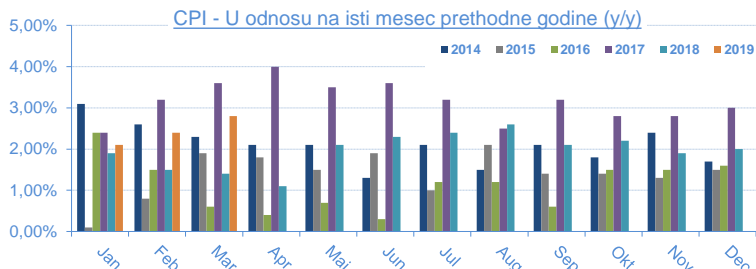
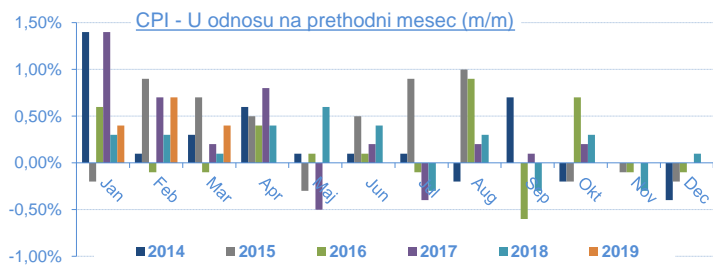
BELEXline

Vrednost / Value	1.581,02
Promena / Change	-2,08
%	-0,13%



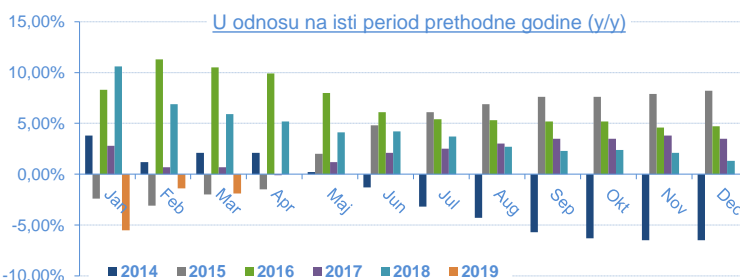
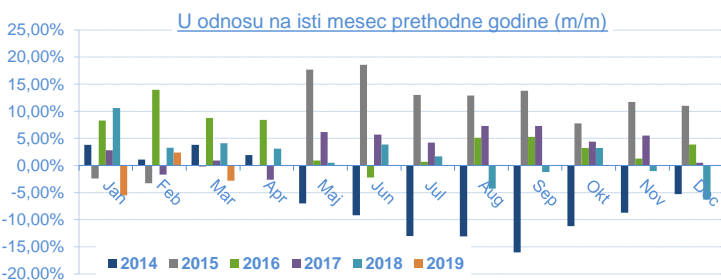
Indeks potrošačkih cena (Consumer Price Index - CPI) / 2018

	Jan	Feb	Mar	Apr	Maj	Jun	Jul	Aug	Sep	Okt	Nov	Dec
U odnosu na prethodni mesec (m/m)	0,40%	0,70%	0,40%									
U odnosu na isti mesec 2018. (y/y)	2,10%	2,40%	2,80%									
U odnosu na decembar 2018.		1,10%	1,50%									
Datum objavljivanja / Published date	22.02.19	12.03.19	12.04.19									



INDUSTRIJSKA PROIZVODNJA / Industrial production / 2019

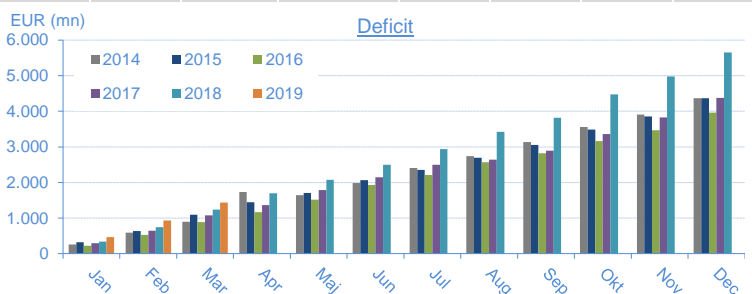
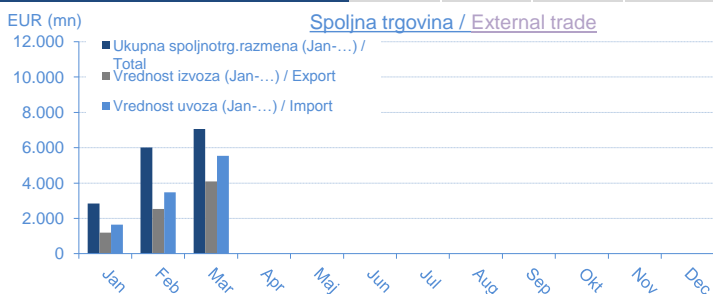
	Jan	Feb	Mar	Apr	Maj	Jun	Jul	Aug	Sep	Okt	Nov	Dec
U odnosu na isti mesec 2018 (m/m)	-5,50%	2,40%	-2,80%									
U odnosu na isti period 2018 (jan-...) (y/y)	-5,50%	-1,40%	-1,90%									
U odnosu na prosek 2018	-12,20%	-7,40%	2,30%									
Datum objavljivanja / Published date	28.02.19	29.03.19	30.04.19									



SPOLJNOTRGOVINSKA ROBNA RAZMENA / External Trade / 2019

* u eur mln

Mesec/Month	Jan	Feb	Mar	Apr	Maj	Jun	Jul	Aug	Sep	Okt	Nov	Dec
Ukupna spoljnotrg.razmena (Jan-...) / Total	2.840,40	6.015,80	9.626,40									
Promena / Yearly change	7,80%	9,80%	8,10%									
Vrednost izvoza (Jan-...) / Export	1.186,90	2.539,90	4.092,80									
Promena / Yearly change	3,00%	7,10%	6,90%									
Vrednost uvoza (Jan-...) / Import	1.653,50	3.475,90	5.533,60									
Promena / Yearly change	11,50%	11,70%	9,00%									
Deficit (jan-...)	466,70	936,00	1.440,80									
Promena / Yearly change	40,90%	26,50%	15,60%									
Pokrivenost uvoza izvozom (Export/Import ratio)	71,80%	73,10%	74,00%									
Datum objavljivanja / Published date	12.03.19	29.03.19	30.04.19									



BUDŽETSKI BALANS / Budget balance

* u rsd mln

Budžetski balans u 2018.	32.183,97
January 2019	23.620,61
February 2019	-1.429,81
March 2019	-6.363,12
April 2019	
May 2019	
June 2019	
July 2019	
August 2019	
September 2019	
October 2019	
November 2019	
December 2019	
Budžetski balans u 2019. / Total 2019	15.827,68
Planirani deficit u 2019. / Planned	-3.344,12
Ostvarenje plana / Realisation	
Datum ažuriranja / Published date	06.05.19

